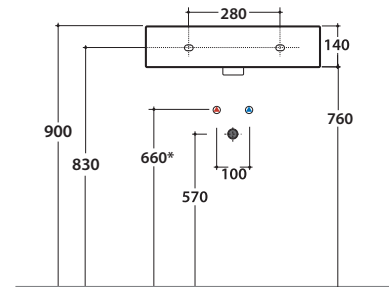
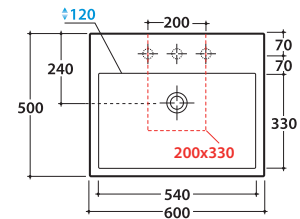


STONE BASIN SCQ61BI

CE EN 14688:2015

GLOBO



* For taps mounted on counter top



Ceramic antibacterial effect
BATAFORM®



Glazed product with
CERASLIDE®



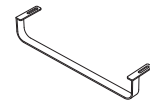
Le Pietre

Cod. **SCQ61BI**

Basin 60.50 h14 cm. Sit-on or wall-hung installation. Fixing kit included. Weight 27 Kg

Cod. **PC6042**

Brass chromium-plated towel rail. Weight 1,7 Kg



Cod. **FI012BI**

Push open valve drain with ceramic top for basins with overflow. Weight 0,5 Kg



Cod. **FI012CR**

Push open chromed valve drain for basins with overflow. Weight 0,5 Kg